



Dental Stools 2024

April - June



Relax knowing we have the right chair for you

The dental stool should be the most important chair in your practice. The amount of time a dentist/dental assistant spends in the chair can vary. Therefore, a good dental stool must provide comfort as well as durability and be simple to function.

The ergonomic features on your stool can profoundly influence your musculoskeletal health for years to come. The ideal stool should support your back, neck and shoulder posture.

DMI offer a wide range of doctor and nurses' stools from leading manufacturers which are designed to flex, conform and adjust to your every move.



Contact Us

Lisburn - 028 9260 1000

www.dmiequipment.ie

equipment@dmie.ie

All prices ex VAT. E&OE


BAMBACH®

SADDLE SEAT

Improves sitting posture, relieves pain, reduces fatigue, reduces stiffness in joints, increases mobility, improves circulation.



1. CHOOSE YOUR SADDLE SHAPE



Bambach standard seat

Bambach cutaway seat

Bambach small seat

Bambach large seat

2. TELL US YOUR HEIGHT SO WE CAN FIT THE PERFECT LIFT STEM

Medium stem - 1.52m to 1.85m tall (5ft to 6ft 1in)

Long stem - Over 1.85m tall (6ft 1in)

Small stem - Less than 1.52m tall (5ft)

Extra small stem - Less than 1.5m tall

3. CHOOSE CASTORS



Standard soft freewheeling

Locking when loaded - soft

Locking when unloaded - soft

Glides to stop the seat moving at all

4. ADD OPTIONAL EXTRAS



Standard back rest

Foot operated height adjuster

Foot ring

Short arm rest

Long arm rest

5. NOW SELECT YOUR PREFERRED COLOUR AND FINISH

Ultraleather™ (High Quality, Easy Clean, Breathable Vinyl)

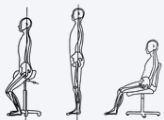


Leather



Bambach Standard
£580

Bambach Standard
with Backrest
£740



Ergonomically constructed Seat

- Prevents and cures spinal strain
- Provides and keeps the natural sitting position of pelvis and spinal column
- Adjustable in height and tiltable seat surface
- Pelvis keeps its upright position, also when bending forward
- Seat surface is covered with genuine English leather
- 12 months guarantee



All prices ex VAT. E&OE

GATELY STOOLS



£455



Dentist Stool – SRS 06

The SRS 06 has a large backrest area to hug the lower back. A moulded seat for comfort. 3 lever mechanism gives height adjustment and free float motion to the back and seat if required. Each can be used independently as free float.

£419



Nurse Stool –SRA 09

This stool has a comfortable circular seating area. Adjustable seat height. The off-set padded backrest/ arm/torso support give a comfortable working position. Complete with foot rest & taller gas lift

£519



Saddle Stool – GMS 10

The saddle seating gives a seating position allowing the spine to maintain a natural 'S' shape. The saddle seating position enables you to turn and swivel while feet remain in contact with the floor maintaining in a central position which will support the back.

Nurses Simple Stool – GRS11

A general purpose stool with a comfortable swivel circular seat area.
Adjustable height positioning.

£234




Ideal option to suit a budget range of equipment.





MURRAY STOOLS

Wide Range of Colours



£40 surcharge per stool to use existing chair manufacturers material to match colour.

Murray Gemini Stools

Dentist Stool



£520

MURR-SGEM/GT

Nurses Stool



£649

MURR-SGEM/SAB

- Five star aluminium base with twin wheel castors
- Chassis and metalwork finished in RAL 9002 cream
- All Murray stools are available in wide range of colours to match any dental chair

5 year guarantee

Murray Gemini Package Dentist & Nurses Stool £1089

Murray Advance Stools

- Recently redesigned to offer very good value for money
- Tilt action and adjustable height
- Available in a variety of colours

Dentist Stool



£535

MURR-SADV/GT

Nurses Stool



£540

MURR-HADV/GN

5 year guarantee

Murray Advance Package Dentist & Nurses Stool £1025

Murray Luna Stools

Dentist Stool



£345

MURR-S-LUN-GT

Nurses Stool



£345

MURR-HLUN/GN

A quality stool which is reasonably priced, the H-LUN-GN features an adjustable high cylinder and footing

The S-LUN-GT is a Dentist stool with a double curvature seat, adjustable tilt and backrest with a standard height cylinder.

2 year guarantee

Murray Saddle Stool

Saddle seats help to maintain an upright posture when seated. Feet are placed flat on the floor at a greater width than possible with conventional seating. 'The weight of the legs is taken through the feet and the upper body is stabilised.'



MURR-SADD-S

Standard height 450 - 630mm from floor

£515



1.Salli Swingfit

Swing mechanism makes it possible for the user to exercise while sitting

- The width of the seat can be adjusted
- The tightness of the swing mechanism can be adjusted
- 6 cm narrower Small available



£640

2.Salli MultiAdjuster

Seat width and tilt adjustments

- 6 cm narrower Small available



£602

3.Salli Swing

- Swing mechanism makes it possible for the user to exercise while sitting
- The tightness of the swing mechanism can be adjusted



Swing-mechanism

£545

4.Salli Twin

- Seat with tilt adjustment



£508

5.Salli Classic

- Undivided seat with tilt adjustment



£521

6. Salli Premium

- Salli SwingFit with your own name
- Black Salli Base
- Black Premium castors
- Not available as Small model
- Not available in ESD



£674

7. Salli Light



8. Salli Slim



Salli Slim has a narrower seat than Salli Light, and is especially suitable for children and petite women.

- Single black polyurethane piece with a groove in the middle
- Salli Slim is for children, and for women who want a smaller seat
- Maximum load 100 kg
- Plastic base (Ø 580 mm for Light, Ø 480 mm for Slim) as a standard*
- Finnish design

Basic – £202

Tilt – £227

Swing – £267

Salli offers ESD (= electrostatic discharge) protected alternatives for electronics industry and office work. ESD chairs come with an antistatic upholstery, a zinc electroplated seat frame, and Ø 65 mm ESD castors. With Swing, SwingFit (picture), Twin, MultiAdjuster, Classic. Accessories: Elbow Rest, Stretching Support, Top & Bottom.



£620



- Extra strong structure, bigger seat
- Maximum load 150 kg
- Tilt and height adjustment in the same lever
- Base Ø 600 mm
- Short, medium or long special gas spring, metallic
- No accessories can be attached

Salli Expert

For demanding precision work, in e.g. operating theatres or dental surgeries. Ergonomic Salli Expert has a back support with elbow supports and height control by foot as a standard.



- Back and elbow supports
- Height adjustment by hand and foot
- Base Ø 540 mm

Salli Twin

£990

MultiAdjuster

£1058

Small MultiAdjuster

£1058

A-DEC Dental Stools

For years, A-dec durable seating solutions have been helping dental practitioners sit in a healthy, supported position.



521: Dentist
£985



522: Assistant
£1,080



A-dec 500 Stools

Three layers of flexible seating conform to your every shift and move. Four unique performance zones allow good blood flow to the legs, while setting up the lower lumbar for a proper, healthy torso posture all day long.

- Tilt seat
- Contoured backrest.
- Whisper quiet casters.
- Adjustment controls.
- Backrest height control.
- Upholstery.
- Two cylinder heights (A-dec 500 doctor's stool).
- Height-adjustable foot ring (A-dec 500 assistant's stool).

A-dec 400 Stools

Iconic durability. You deserve comfort from seating that's also going to last. A-dec 400 doctor's and assistant's stools provide all-day comfort in a durable seating solution.

- Ergonomic tilt.
- Large, anatomically-shaped backrest.
- Easy-to-reach levers.
- Rolled edge.
- Two cylinder heights (A-dec 400 doctor's stool).
- Height-adjustable foot ring (A-dec 400 assistant's stool).
- Adjustable torso support (A-dec 400 assistant's stool).

421: Dentist



£695

422 Assistant



£795



DENTSPLY SIRONA STOOLS



Hugo, Carl or Theo

Which one will you choose?

Hugo is a key element in the Dentsply Sirona ergonomics program and combines unique technologies. It promotes ergonomic and intuitive sitting and enables you to maintain a healthy posture throughout the treatment process. Dynamic, comfortable, hygienic, and versatile – the perfect compliment to your treatment centre.



Hugo Manual

Manual height adjustment



£1,370

Hugo Manual Plus

Manual height adjustment, with foot ring



£1,525

Hugo Freehand

Height adjustment by foot pressure



£1,460

Carl – the all-rounder

The Carl round stool ensures maximum freedom of movement and meets the highest demands in comfort and quality. The round seat features comfortable upholstery and is „seamlessly hygienic.“

- 1.Round seat with comfortable upholstery
- 2.Height can be adjusted from any sitting position
- 3.The backrest can be rotated 360°
- 4.Choice of two gas spring lengths



Carl Manual

Manual height adjustment



£935

Carl Manual Plus

Manual height adjustment, with foot ring



£1,025

Theo – the flexible one

The saddle stool combines the healthy body posture of standing with the benefits of comfortable sitting. The high sitting position allows optimal access to the patient, especially during lower jaw treatments.



£935

Upholstery Colours

The elegant world

Carbon*

Merlot*

Platinum

Pacific*

The natural world

Umbra*

Sapphire

Basalt*

Cherry

The vital world

Aloe

Aqua

Flamingo

Orchid*

* Available colors for Lounge upholstery for Theo.

DOCTOR STOOL TD02



£340

Available in PU leather or hand stitch microfibre leather

Backrest

- Step-less Two-Way adjustment, allows vertical alignment for proper lumbar support and dynamic horizontal adjustment
- Tilt adjustable, control/lock by lever switch underneath the seating

Seat (Upholstery)

- High density foam, which ensures shape of the seating stay unchanged for long term usage
- High Antimicrobial / bacterial & mildew resistance
- Superior abrasion resistance

Base

- Polished aluminum alloy. Luxury and Durable



- Backrest height adjustment
- Backrest tilt adjustment
- Seat height adjustment
- Seat tilt adjustment

ASSISTANT STOOL TD01



£340

Available in PU leather or hand stitch microfibre leather

- Adjustable abdominal support arm with ratchet mechanism to open and close
- Rotating support arm provides stable hand or elbow support
- 360° rotating support arm
- Five-legs dual wheel base for stability and easy movement



- Swing-out armrest (ratchet system)
- Armrest height adjustment
- Armrest 360° rotation
- Seat height adjustment

TRONWIND AVAILABLE COLOURS




Navy




Blue



Black



Charcoal



Grey